

naam _____



EUROMUNTEN



1 eurocent ≠ 1 euro
100 keer 1 eurocent is gelijk aan 1 euro

2 eurocent ≠ 2 euro

vul in met > of <

	<input type="checkbox"/>			<input type="checkbox"/>	
	<input type="checkbox"/>			<input type="checkbox"/>	
	<input type="checkbox"/>			<input type="checkbox"/>	

naam _____



EUROMUNTEN

wat is het euroteken? omkring het

+ > - = € < ≠

vul in met > of <



kruis de juiste waarde aan



- 1 cent
- € 1



- € 2
- 2 cent



- 10 cent
- € 10



- € 5
- 5 cent



- € 20
- 20 cent



- 1 cent
- 1 euro



- 50 euro
- 50 cent



- 2 eurocent
- 2 euro



- 1 eurocent
- 1 euro



- € 50
- 50 cent

naam _____



EUROMUNTEN

wat heeft de meeste waarde?

kruis aan



wat heeft de minste waarde?

kruis aan



verbind de waarde met de juiste munt.

1
eurocent

2
eurocent

5
eurocent

10
eurocent

20
eurocent

50
eurocent

1 euro
€1

2 euro
€2



naam _____




EUROMUNTEN


hoe kan je het betalen?

kruis aan


€ 3



€ 4



€ 1



naam _____

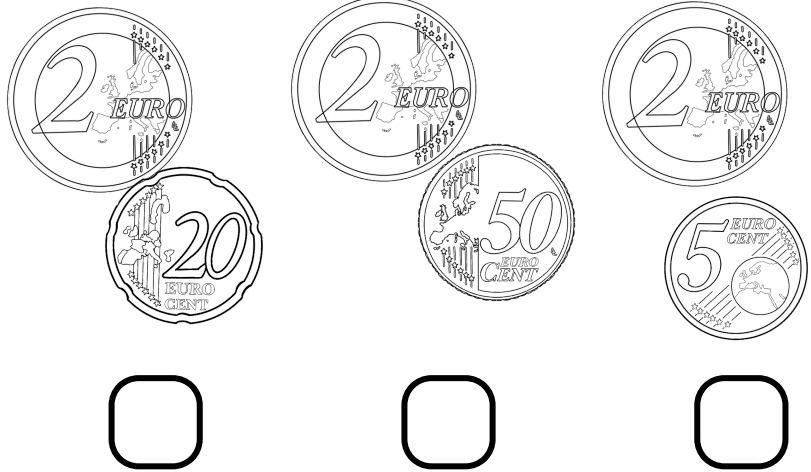


EUROMUNTEN

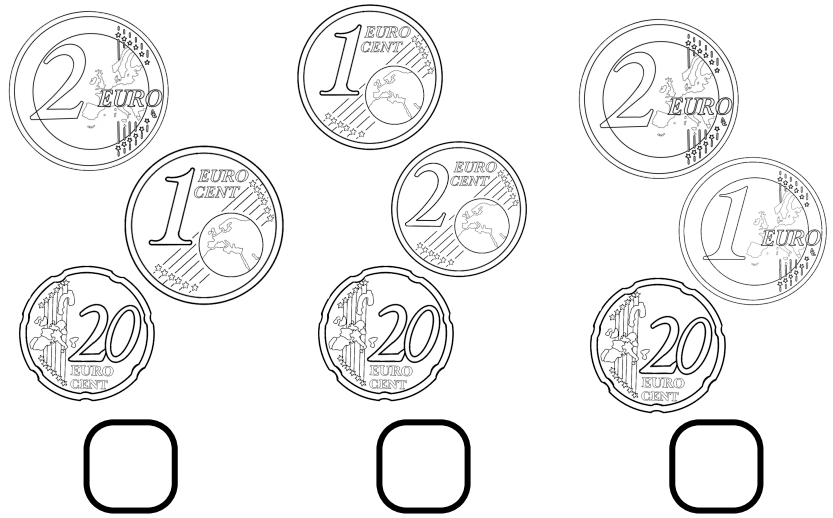

hoe kan je het betalen?

kruis aan

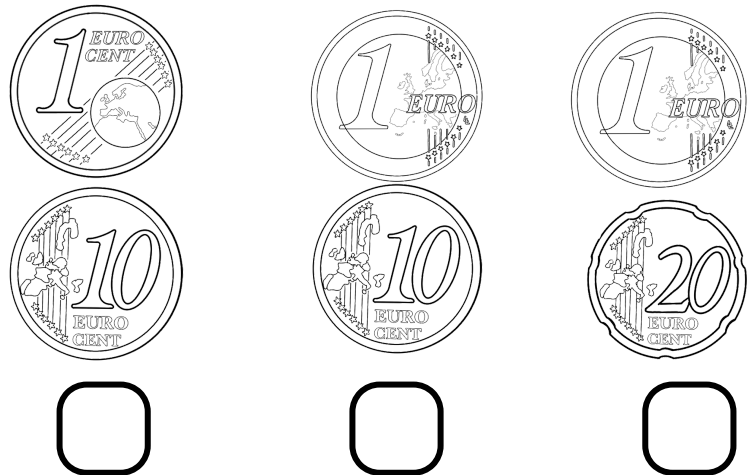

€2 en 50 cent
€2.50



€3 en 20 cent
€3.20




€1 en 10 cent
€1.10



naam _____



EUROMUNTEN



knip en plak


van meeste waarde naar minste




hoe kan je het betalen?



teken of




knip en plak



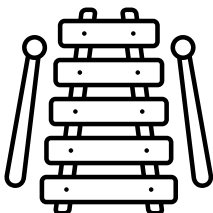
€1.10

1 euro en 10 cent



€3.20









3 euro en 20 cent












€4.15

4 euro en 15cent

bijlage voor knip en plak | zwart wit



bijlage voor knip en plak | zwart wit



bijlage voor knip en plak | kleur



bijlage voor knip en plak | kleur

