



FIJNE FEESTDAGEN



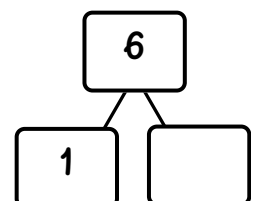
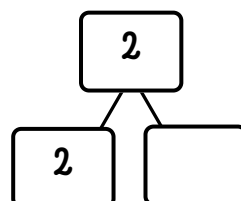
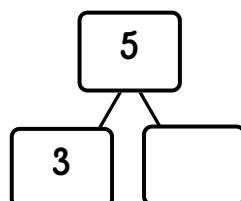
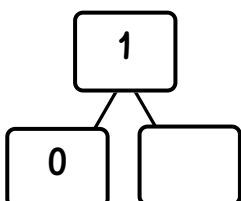
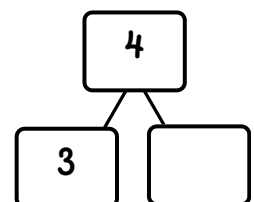
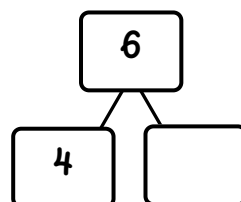
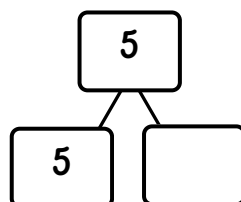
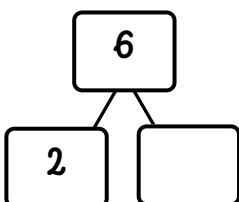
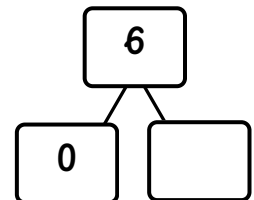
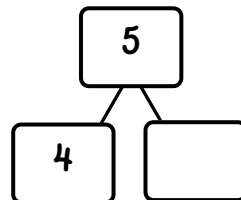
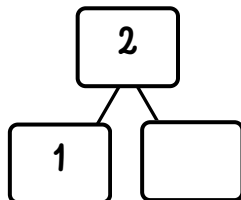
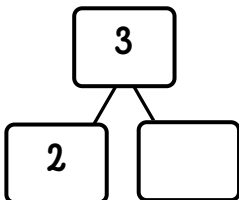
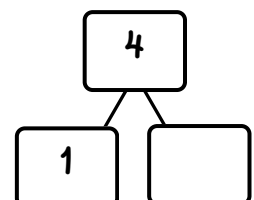
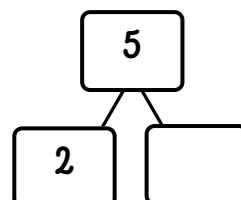
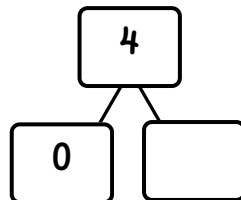
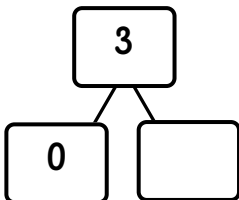
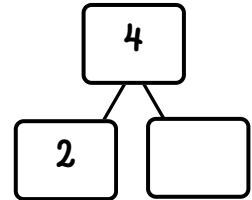
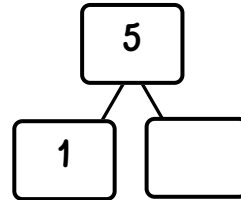
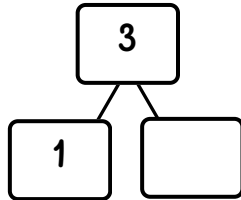
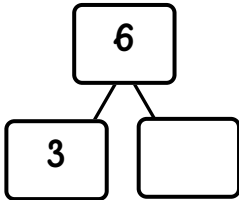
oefenbundel van:



naam _____

WE GAAN SPLITSEN

tot en met 6




naam _____


LEES MAAR MEE



- kaas
- vaas
- baas
- gaas



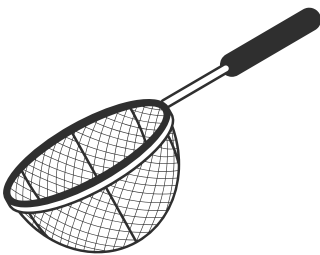
- boek
- doel
- doek
- boel



- luis
- huis
- ruis
- muis




- reep
- zee
- zoen
- zeep




- zeef
- huis
- poot
- kuil



- put
- hut
- pot
- kok



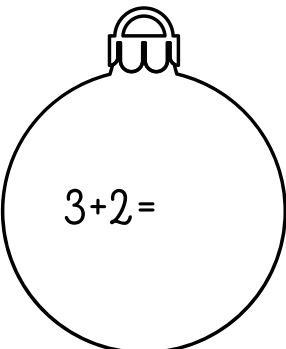
- boek
- boos
- doos
- doel




- geel
- ver
- som
- ster

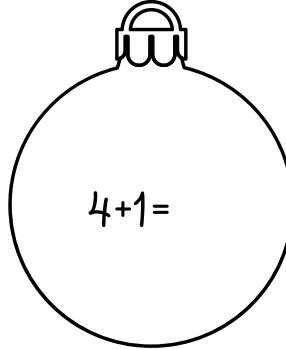
naam _____

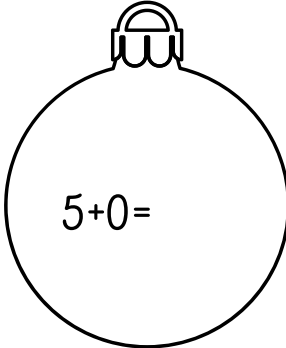
WE GAAN OPTELLEN

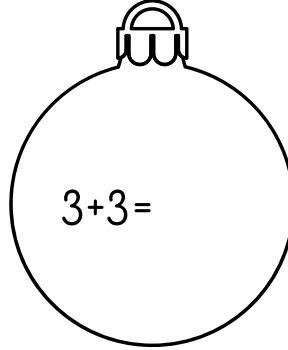
 $3+2=$

 $1+1=$

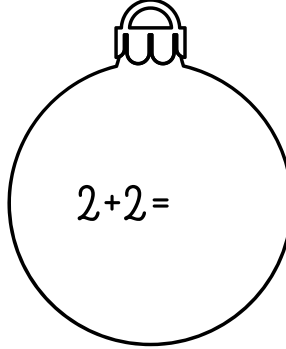
 $2+4=$

 $4+1=$

 $5+0=$


 $3+3=$

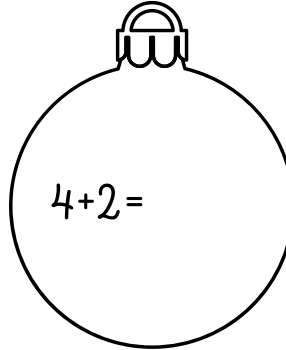
 $0+1=$

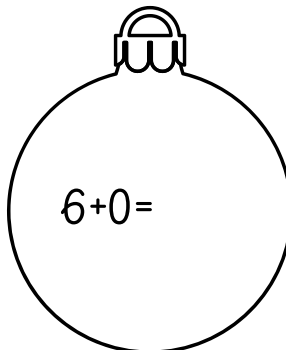
 $2+2=$


 $1+2=$

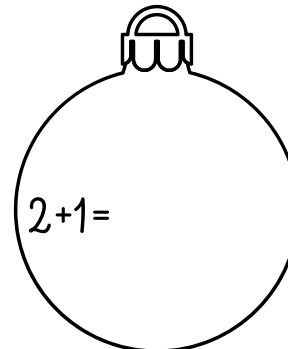
 $3+1=$

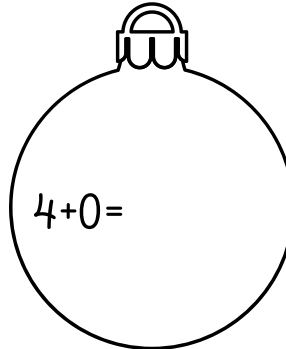
 $1+4=$

 $4+2=$

 $6+0=$

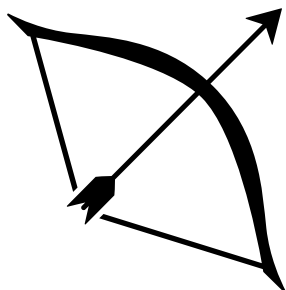
 $3+2=$

 $2+1=$

 $4+0=$

naam _____


LEES MAAR MEE



- pijl en hoog
- pijl en boog
- bijl en boog
- bijl en hoog



- muur en rook
- het is nat
- veel meer rook
- vuur en rook




- daar is een tuin.
- daar is een pop.
- daar is een hek.
- daar is een boek.



- vuil
- duik
- ruis
- duim




- ik kook met pap.
- ik lees een boek.
- ik kijk naar een pop.
- ik geef een zoen.



- doen
- duif
- duim
- duur



- moes
- roet
- poel
- poes



- ik ben nat.
- een vis in een kom.
- een vis met een aap.
- een vis in een zak.

naam _____

AFTREKKINGEN TOT 6 VLOT OPLOSSEN

(tip: nog moeilijk gebruik je rekenkaartjes)



$5-1=$

$1-1=$

$2-0=$

$5-5=$

$4-0=$

$3-2=$

$3-1=$

$3-0=$

$6-2=$

$4-4=$

$3-3=$

$4-3=$

$0-0=$

$5-2=$

$4-2=$

$5-0=$

$5-3=$

$4-1=$

$5-4=$

$6-3=$

$6-4=$

$6-6=$

$6-5=$


$6-0=$

$2-2=$


$6-1=$

$2-1=$

$1-0=$



dit was....



naam _____

SCHRIJF JE MEE

ijs ijs ijs ijs ijs

koek koek koek

haas haas haas

bos bos bos bos

zon zon zon zon

den den den den

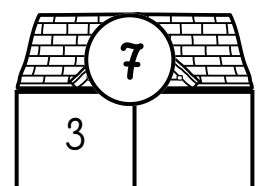



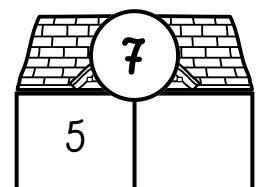

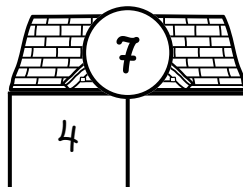
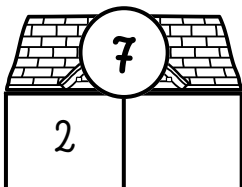
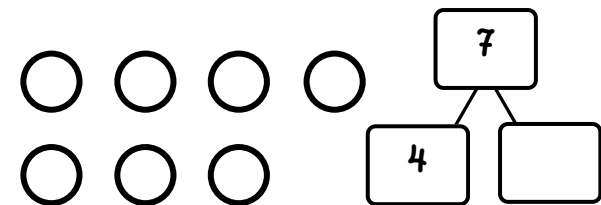
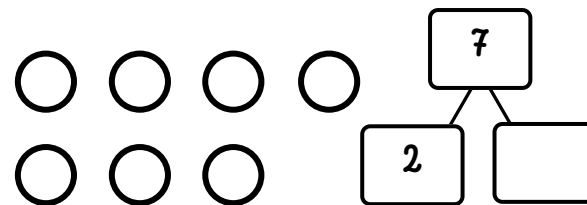
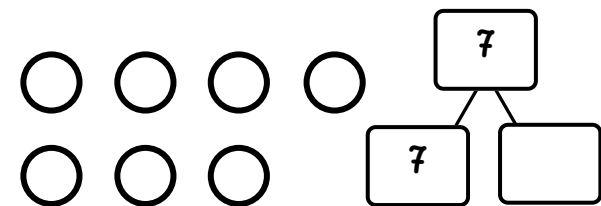
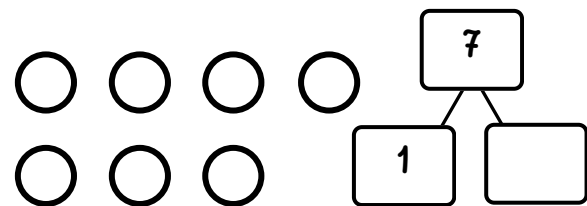
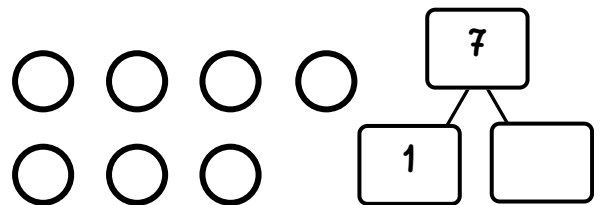
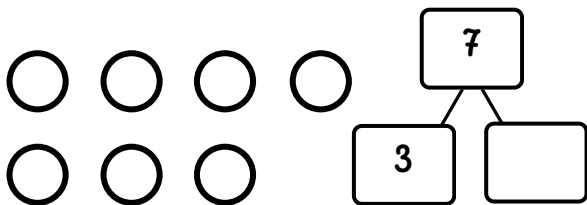
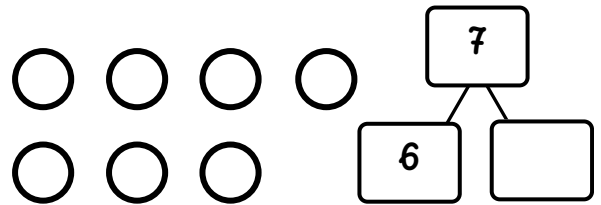
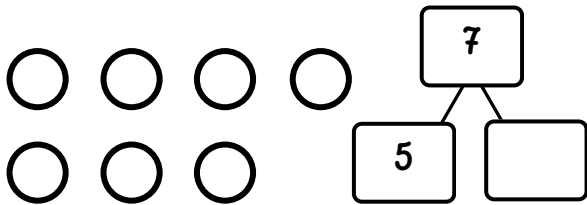
vos vos vos vos

fik fik fik fik

naam _____

WE GAAN SPLITSEN

tot 7



naam _____

LEES JE MEE

matrix lezen - lettergroep lezen

	oor	uur	een
h	hoor	huur	heen
d	door	duur	deen
b	boor	buur	been

us	eep	uk
l us	z eep	t uk
m us	r eep	b uk
r us	eef	d uk
k us	l eef	r uk
d us	g eef	p uk
b us	b eef	

	os	ik	ul
b	bos	bik	bul
v	vos	vik	vul
m	mos	mik	mul

oek	ul	uil
b oek	g ul	b uil
d oek	v ul	v uil
z oek	d ul	k uil
h oek	t ul	m uil
k oek	p ul	





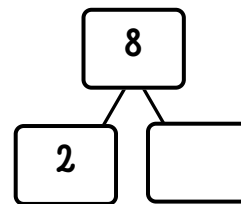

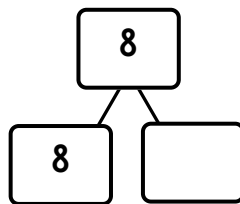

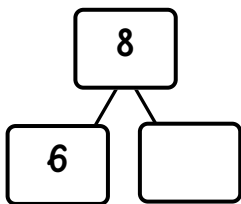

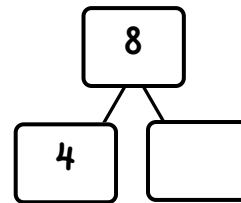

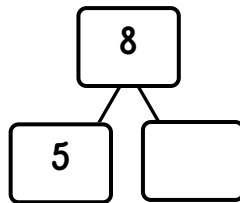

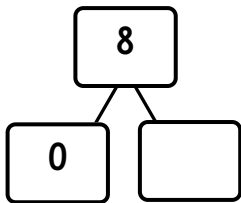

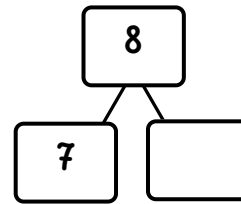

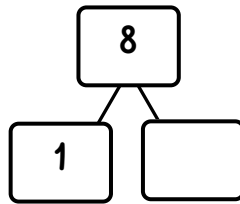

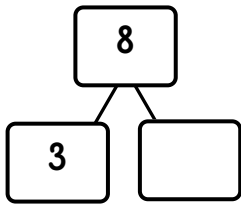

	aal	ak	el
h	haal	hak	hel
d	daal	dak	del
b	baal	bak	bel

h	h	g
huis	hik	geel
hup	hap	goot
hoog	heet	geef
heel	huur	gok
huil	haar	gas
hak	hok	gif

naam _____

WE GAAN SPLITSEN

tot 8



naam _____

SCHRIJF JE MEE

zak

zak zak zak

haar

haar haar

zee

zee zee zee zee

doek

doek doek

boot

boot boot

been

been been

naam _____

DE EURO

herken je dit al?



- 1 euro
- 1 cent
- 10 euro



- 2 euro
- 2 cent
- 20 euro



- 5 euro
- 5 cent
- 50 euro



- 5 euro
- 5 cent
- 50 euro



- 10 euro
- 10 cent
- 100 euro



wat is meer waard? vul in met > of <




naam _____

ZINNEN SCHRIJVEN


er is een haan op de vaas.



de boom is heel hoog.



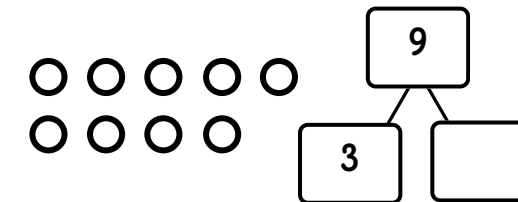
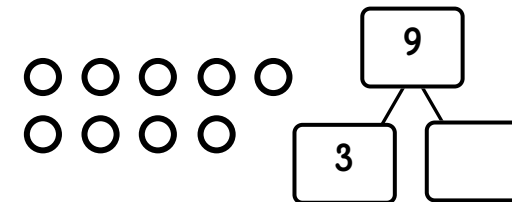
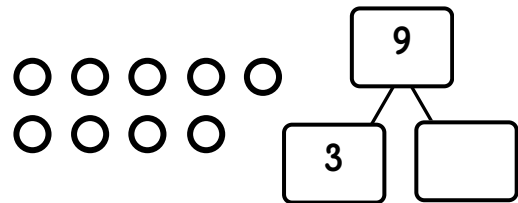
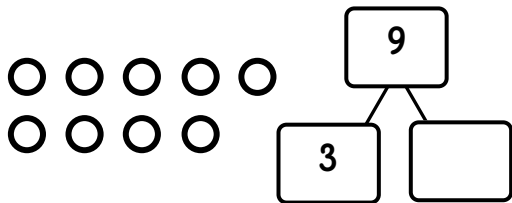
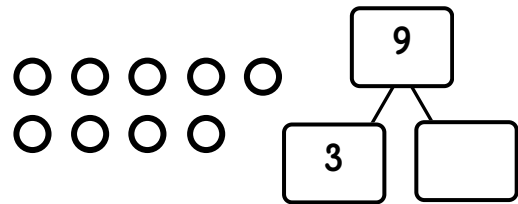
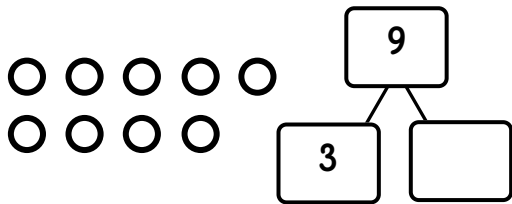
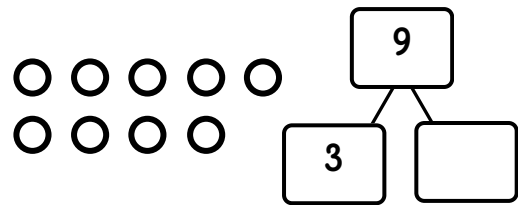
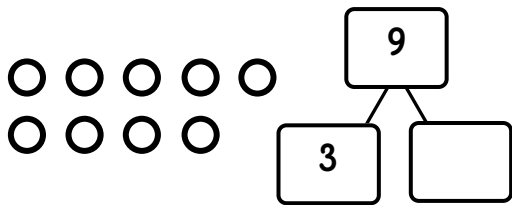
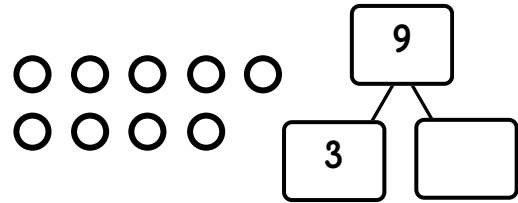
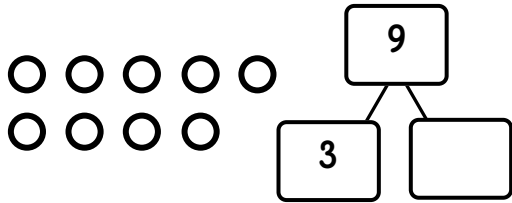
het hol is van de mol.



naam _____

WE GAAN SPLITSEN

tot 9



ik splits 9 in 0 en

ik splits 9 in 2 en

ik splits 9 in 4 en

ik splits 9 in 5 en

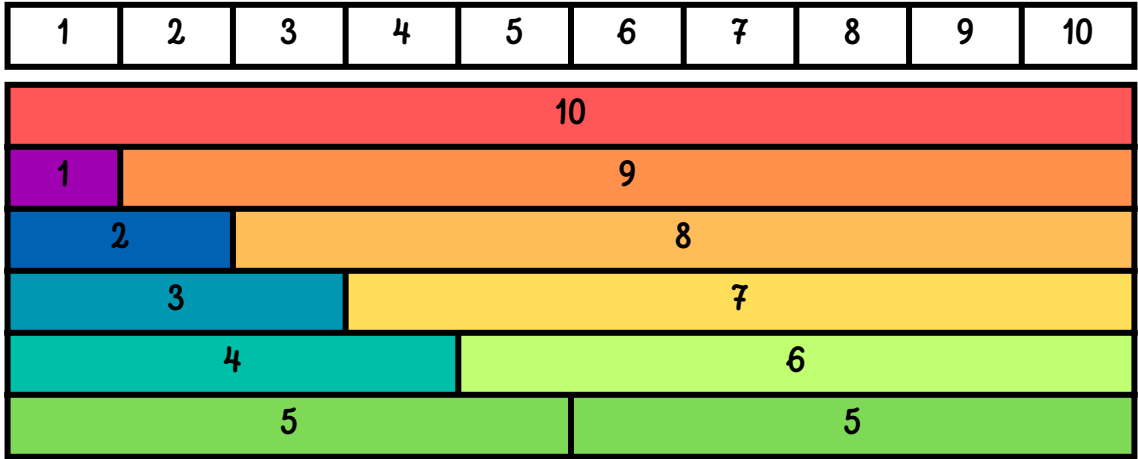
ik splits 9 in 6 en

ik splits 9 in 1 en

naam _____



UITDAGING *kan jij dit al tot 10?*



10	
0
1
2
3
4
5
6
7
8
9
10

10 7 <input type="text"/>	10 5 <input type="text"/>	10 3 <input type="text"/>
10 1 <input type="text"/>	10 8 <input type="text"/>	10 6 <input type="text"/>
10 4 <input type="text"/>	10 9 <input type="text"/>	10 0 <input type="text"/>
10 10 <input type="text"/>	10 2 <input type="text"/>	