

naam:

ba

ba



ba

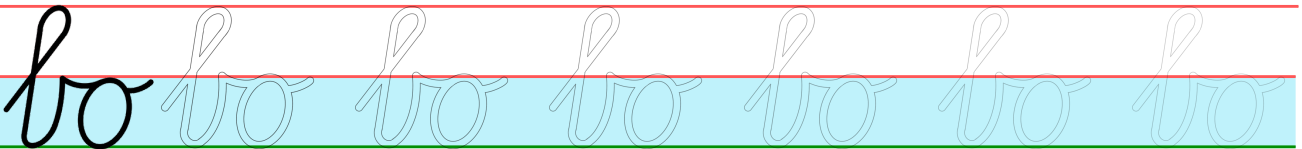
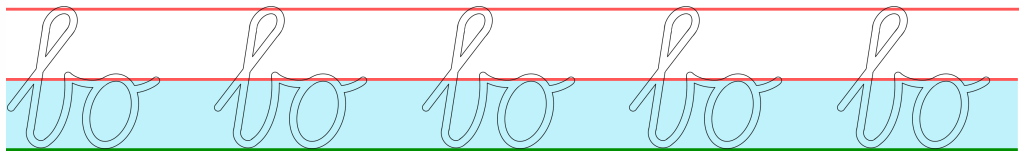






ba ba ba

ba ba ba ba ba ba

ba ba ba ba ba ba

naam:

bo



naam:



Instructional box for writing the cursive letters 'bi'. On the left, the letters 'bi' are shown in black ink on a three-colored background: a pink top band, a light blue middle band, and a green bottom band. A vertical dotted line separates this from the right side, which shows the letters 'bi' as large, hollow outlines for tracing.

A row of four hollow cursive 'bi' letters for tracing practice, positioned on a three-colored background (pink, blue, green).

A row of seven cursive 'bi' letters for tracing practice. The first letter is solid black, and the following six are hollow outlines. They are positioned on a three-colored background (pink, blue, green).

A row of seven cursive 'bi' letters for tracing practice. The first letter is solid black, and the following six are hollow outlines. Below this row are two more rows of empty three-colored handwriting lines (pink, blue, green) for independent practice.

naam:

be

be

be

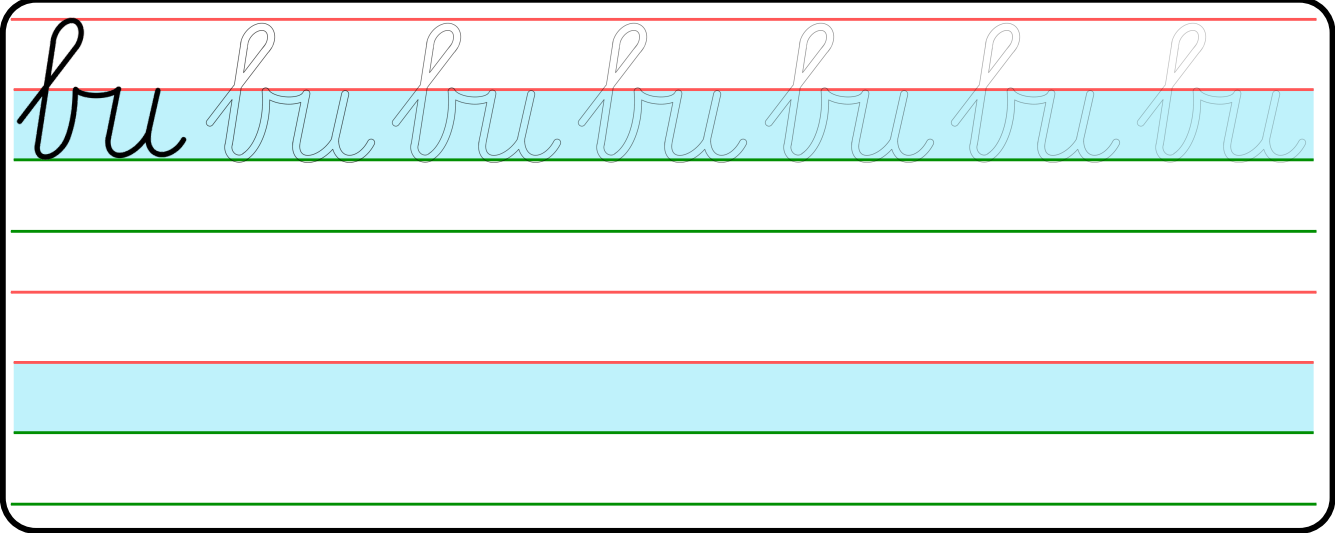
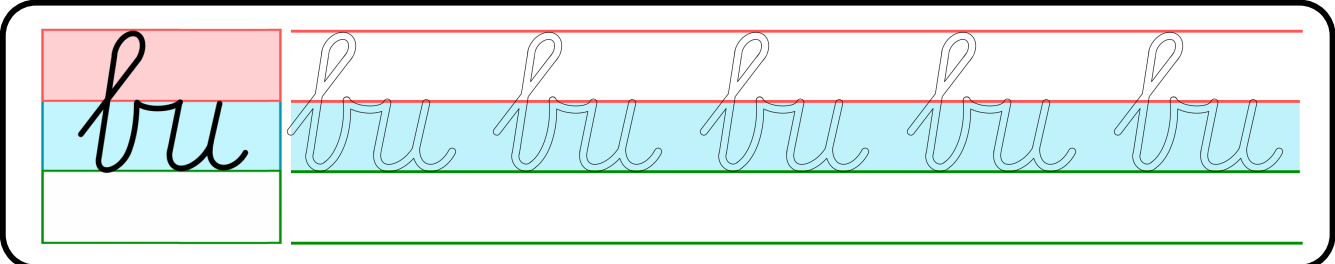


be be be be

be be be be be be be

be be be be be be be

naam:

bu



naam:

bie

bie



bie

bie bie bie

bie bie bie bie bie

bie bie bie bie bie

naam:

bij

bij

bij

bij bij bij bij

bij bij bij bij bij bij

bij bij bij bij bij bij bij

Blank handwriting practice lines with red, blue, and green bands.

naam:

bui

bui



bui

bui

bui

bui

bui

bui

bui

bui

bui

bui

bui

bui

bui

naam:

br

