

stap

1

stap

2

stap

3

stap

4

stap

5

stap

6

stap

7

stap

8

stap

9

stap


10

naam




**schrijf jouw  
naam op**

*schrijf*



**schrijf**




**teken**



**maak**




**kleur**



**kruis aan**





**kijk**



**luister**



**schilder**


h

a

k

hak

**hak en plak**



knip



plak



**controleer**



**denk na**



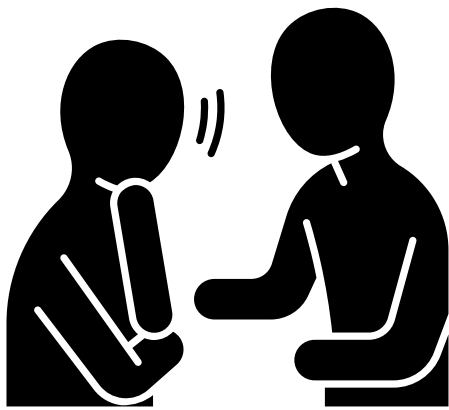
lees



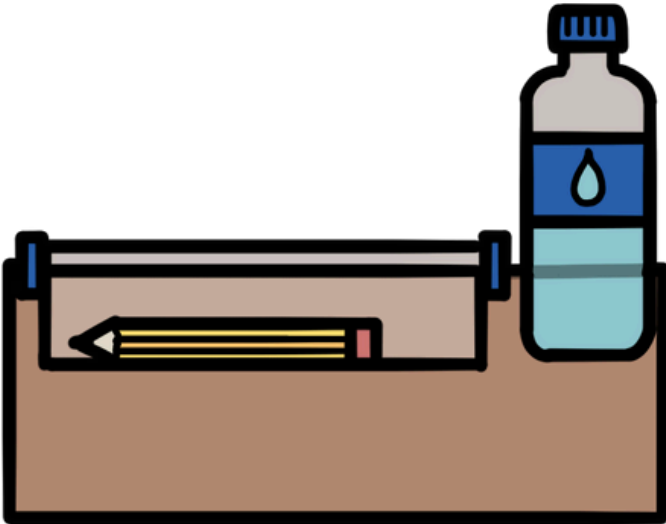
zoek



**geef af**



**kom naar de  
leerkracht**



**ruim op**



**maak schoon**



**werk samen**




**praat**





**speel**



**gebruik  
blokjes**



**in de schooltas**




**uit de schooltas**



op tijd

↙  
dit kan je eventueel  
naast een kaartje  
hangen  
of  
de time timer  
kaartjes gebruiken  
(ander bestand)



op tijd